
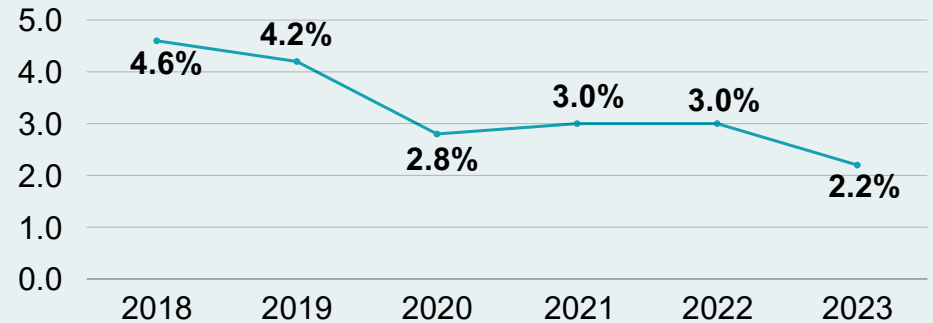


SOLD ILLEGAL DRUGS

For every 100 public high school seniors in 2023, **2 reported selling illegal drugs** in the past year.¹



The percentage of public high school seniors who sold illegal drugs in the past year **decreased 2.4 percentage points** from 2018 to 2023.

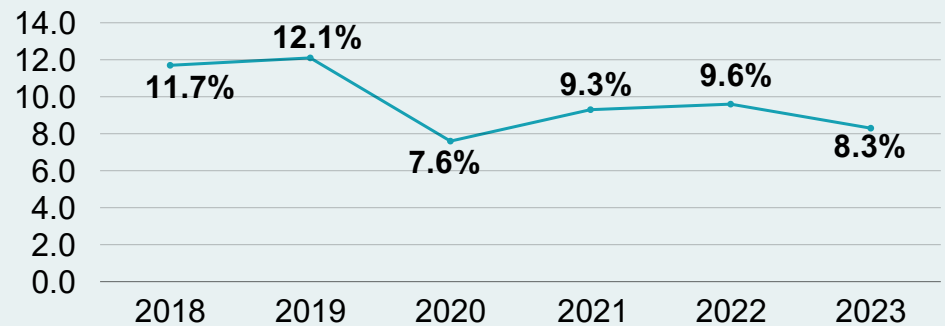


WERE DRUNK OR HIGH AT SCHOOL

For every 100 public high school seniors in 2023, **8 reported being drunk or high at school** in the past year.¹




The percentage of public high school seniors who were drunk or high at school in the past year **decreased 3.4 percentage points** from 2018 to 2023.

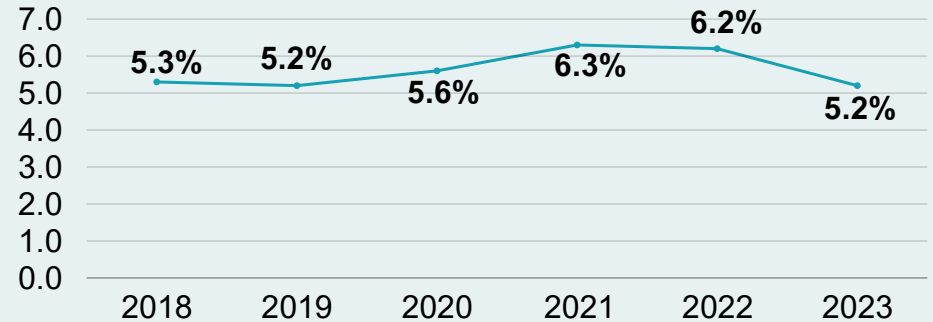


CARRIED A HANDGUN

For every 100 public high school seniors in 2023, **5 reported carrying a handgun** in the past year.¹




The percentage of public high school seniors who carried a handgun in the past year **decreased 0.1 percentage** points from 2018 to 2023.

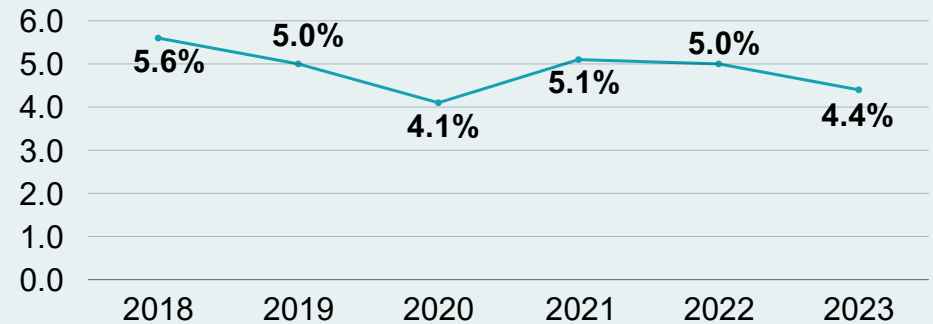


ATTACKED SOMEONE WITH INTENT TO HARM

For every 100 public high school seniors in 2023, **4 reported attacking someone with intent to harm** in the past year.¹



The percentage of public high school seniors who attacked someone with intent to harm in the past year **decreased 1.2 percentage** points from 2018 to 2023.

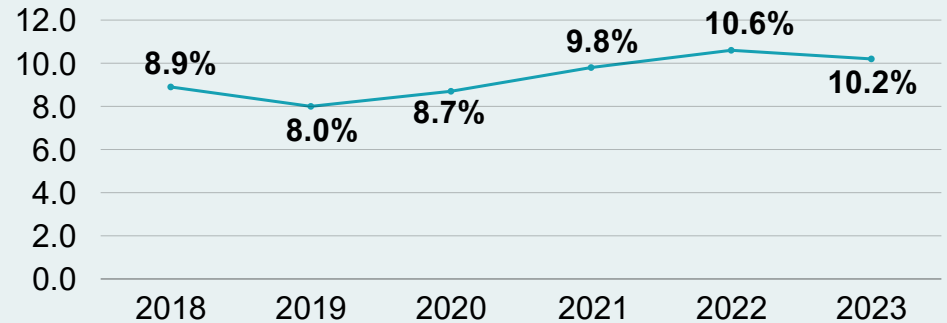


WERE SUSPENDED FROM SCHOOL

For every 100 public high school seniors in 2023, **10 reported that they had been suspended from school** in the past year.¹



The percentage of public high school seniors who were suspended from school in the past year **increased 1.3 percentage points** from 2018 to 2023.

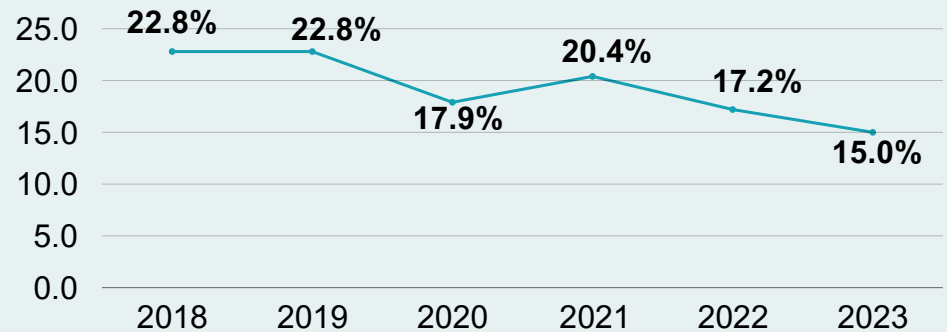


USED ALCOHOL


For every 100 public high school seniors in 2023, **15 reported using alcohol** in the past 30 days.¹



The percentage of public high school seniors who used alcohol in the past 30 days **decreased 7.8 percentage points** from 2018 to 2023.

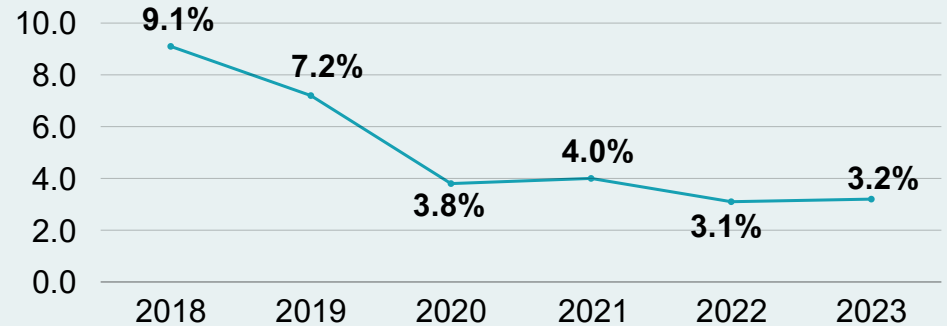


For every 100 public high school seniors in 2023, **3 reported using cigarettes** in the past 30 days.¹



USED CIGARETTES

The percentage of public high school seniors who used cigarettes in the past 30 days **decreased 5.9 percentage points** from 2018 to 2023.

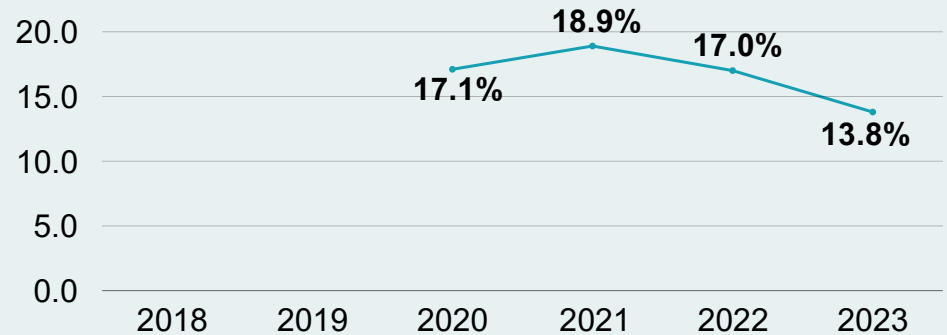


For every 100 public high school seniors in 2023, **14 reported vaping nicotine** at least once in the past 30 days.¹

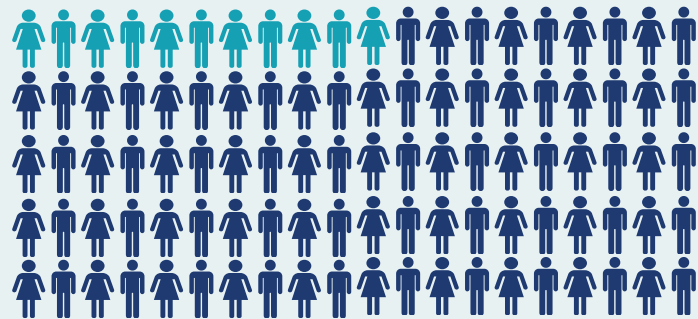


VAPED NICOTINE

The percentage of public high school seniors who vaped nicotine at least once in the past 30 days **decreased 3.3 percentage points** from 2020^a to 2023.

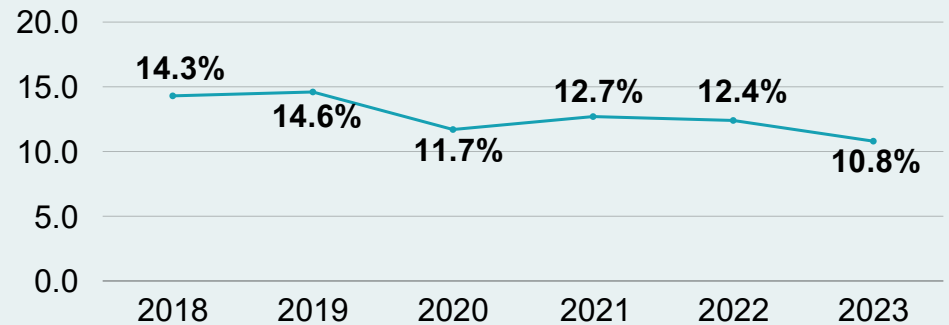


For every 100 public high school seniors in 2023, **11 reported using marijuana** in the past 30 days.¹



USED MARIJUANA

The percentage of public high school seniors who used marijuana in the past 30 days **decreased 3.5 percentage** points from 2018 to 2023.

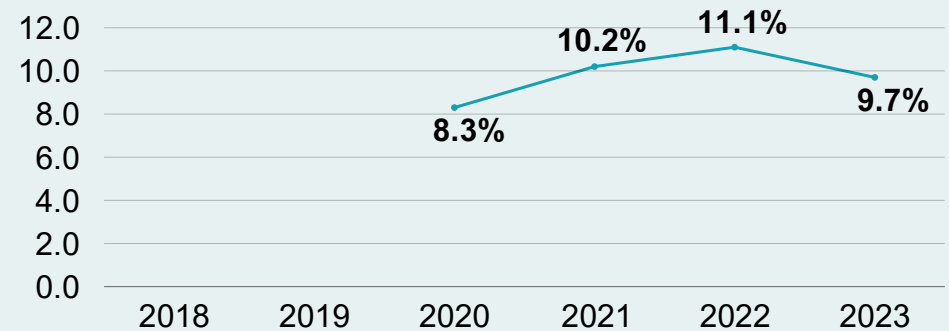


For every 100 public high school seniors in 2023, **9 reported vaping marijuana** in the past 30 days.¹



VAPED MARIJUANA

The percentage of public high school seniors who vaped marijuana in the past 30 days **increased 1.4 percentage** points from 2020^a to 2023.

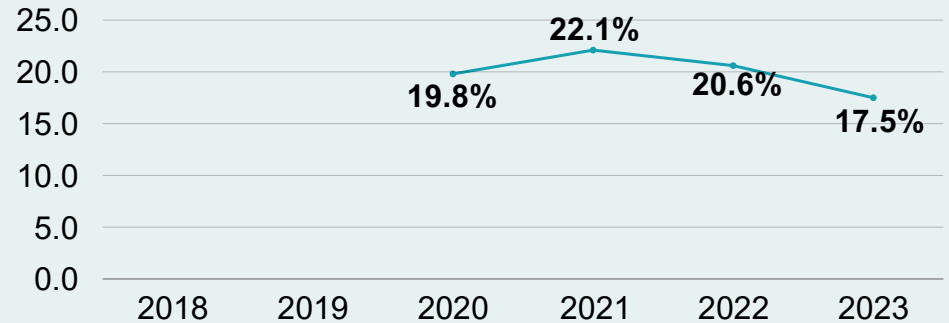


DID ANY VAPING

For every 100 public high school seniors in 2023, **18 reported any vaping** in the past 30 days.¹




The percentage of public high school seniors who reported any vaping in the past 30 days **decreased 2.3 percentage** points from 2020^a to 2023.

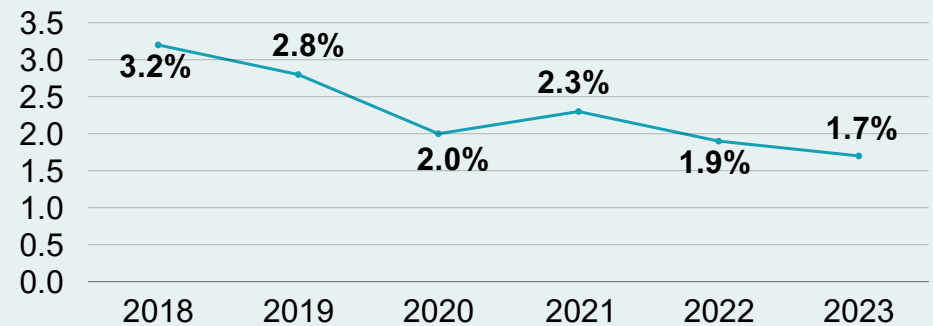


USED PRESCRIPTION DRUGS

For every 100 public high school seniors in 2023, **2 reported using prescription drugs** not prescribed to them at least once in the past 30 days.¹




The percentage of public high school seniors who used prescription drugs not prescribed to them at least once in the past 30 days **decreased 1.5 percentage** points from 2018 to 2023.

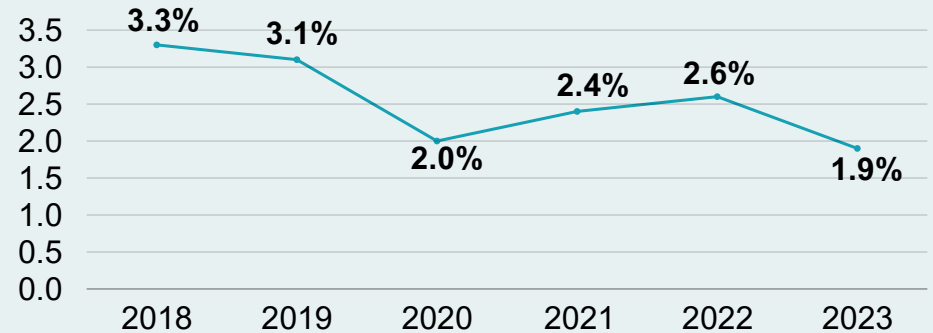


USED INHALANTS

For every 100 public high school seniors in 2023, **2 reported using inhalants** at least once in their lifetime.¹



The percentage of public high school seniors who used inhalants at least once in their lifetime^a **decreased 1.4 percentage** points from 2018 to 2023.

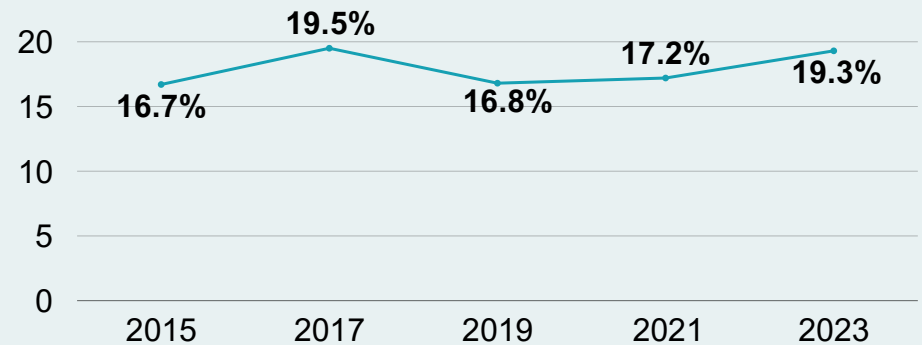


WERE ELECTRONICALLY BULLIED^b

For every 100 public high school seniors in 2023, **19 reported being electronically bullied** at least once in the past year.²

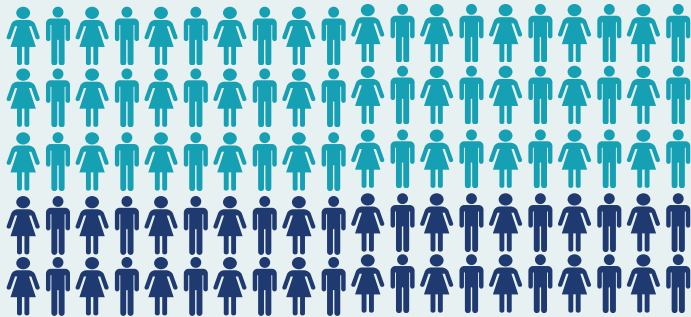


The percentage of public high school seniors who were electronically bullied at least once in the past year **increased 2.6 percentage** points from 2015 to 2023.

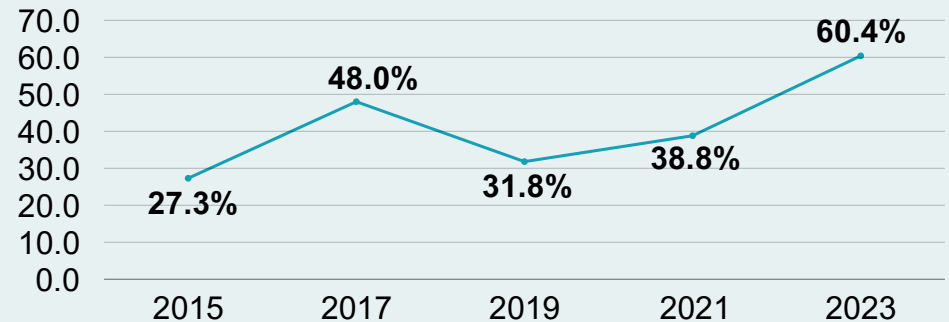


FELT SAD OR HOPELESS^a

For every 100 public high school seniors in 2023, **60 reported feeling sad or hopeless** almost every day for two or more weeks in a row in the past year.²



The percentage of public high school seniors who felt sad or hopeless for two or more weeks in a row in the past year **increased 33.1 percentage points** from 2015 to 2023.



SERIOUSLY CONSIDERED SUICIDE

For every 100 public high school seniors in 2023, **34 reported seriously considering attempting suicide** in the past year.²



The percentage of public high school seniors who seriously considered attempting suicide in the past year **increased 16.3 percentage points** from 2015 to 2023.

