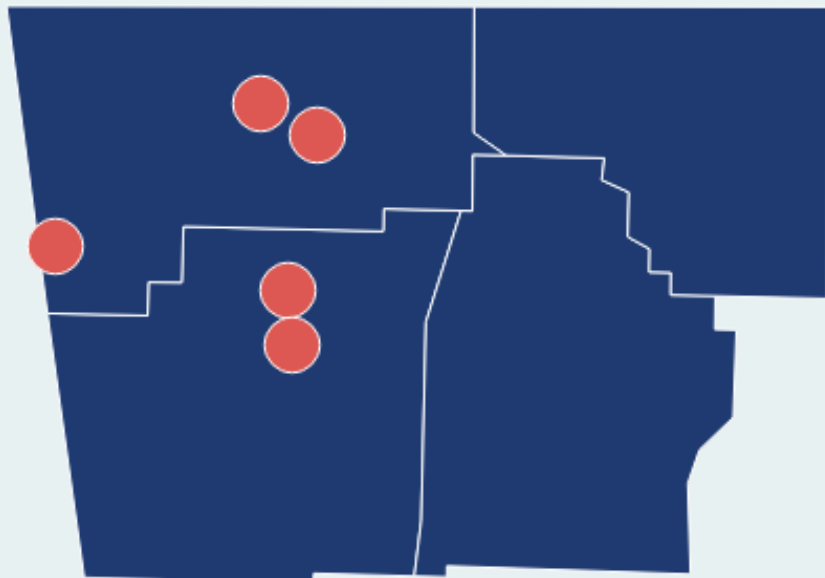


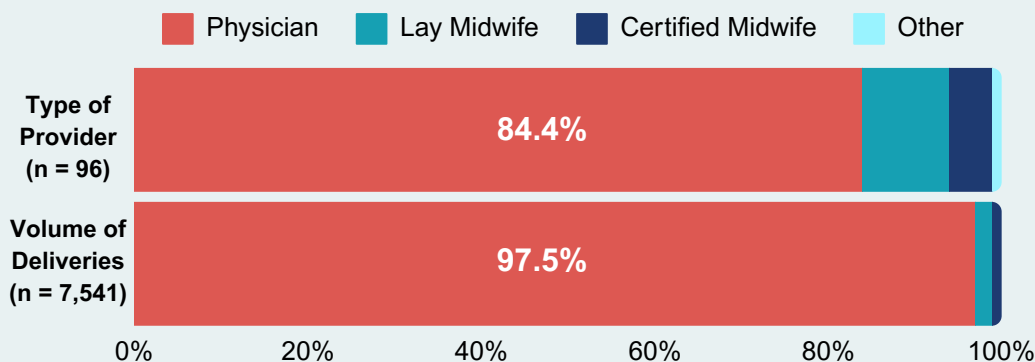
Birthing Hospitals in Northwest Arkansas¹ (as of Feb. 2024)



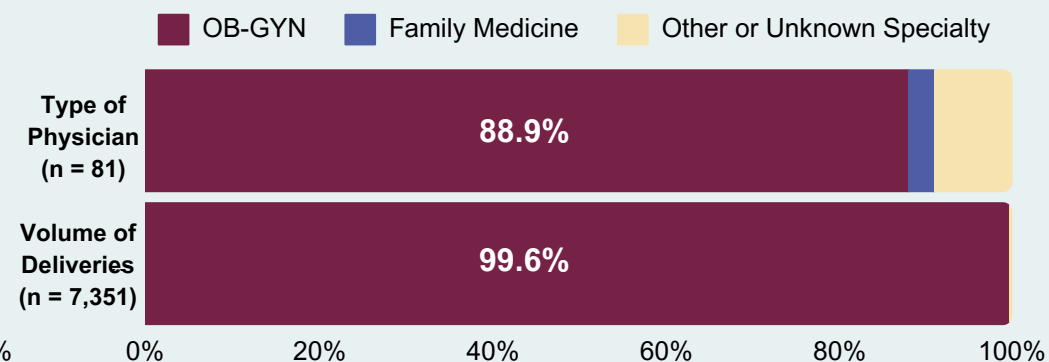
Key Findings

- 97.5% of the 7,541 deliveries² that occurred in Northwest Arkansas in 2022 were performed by physicians.
- Lay midwives, certified midwives, and other healthcare professionals performed 2.5% of deliveries.
- Of the 96 providers delivering in Northwest Arkansas in 2022, 88.4% (n = 81) were physicians, 9.4% (n = 9) were lay midwives, 5.2% (n = 5) were certified midwives, and 1% (n = 1) were other healthcare professionals.
- Of the 81 physicians delivering in Northwest Arkansas in 2022, 88.9% (n = 72) were OB-GYNs, 2.5% (n = 2) were family medicine physicians, and 8.6% (n = 7) were physicians with other or unknown specialties.

Delivering Providers³ by Provider Type and Volume of Deliveries, 2022



Delivering Physicians by Physician Type and Volume of Deliveries, 2022

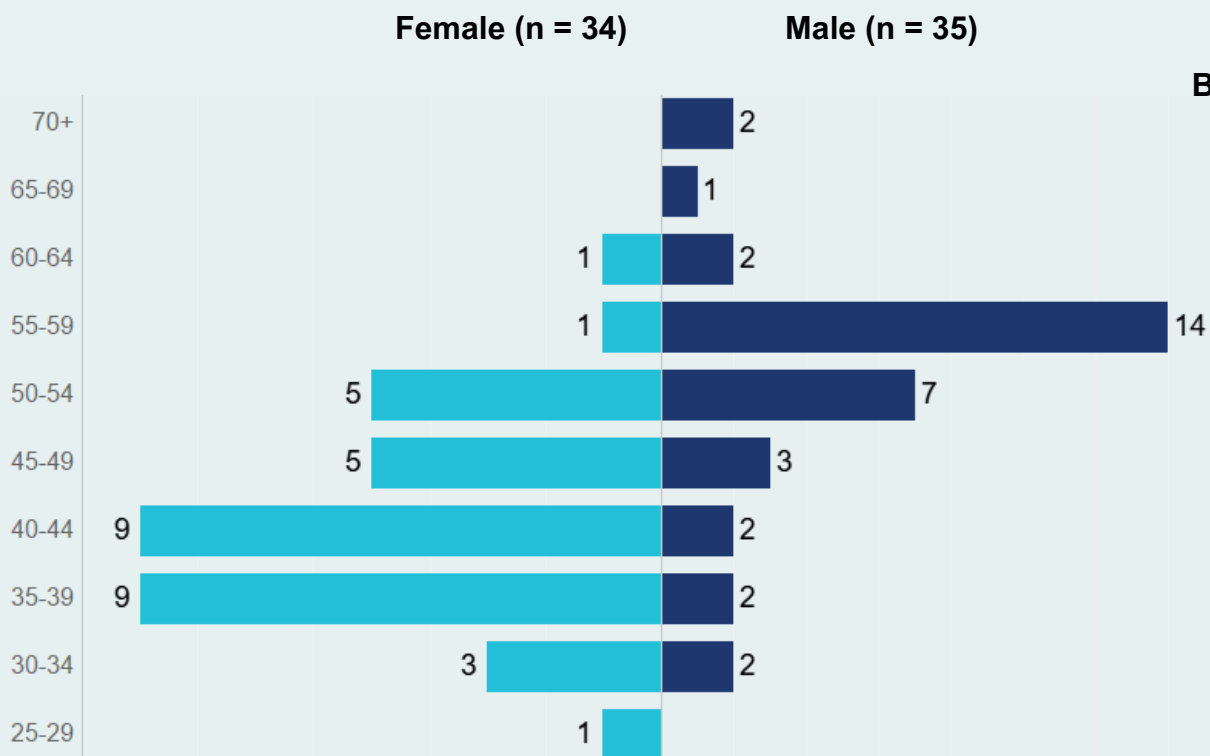


¹Northwest Arkansas includes Benton, Washington, Carroll, and Madison counties.

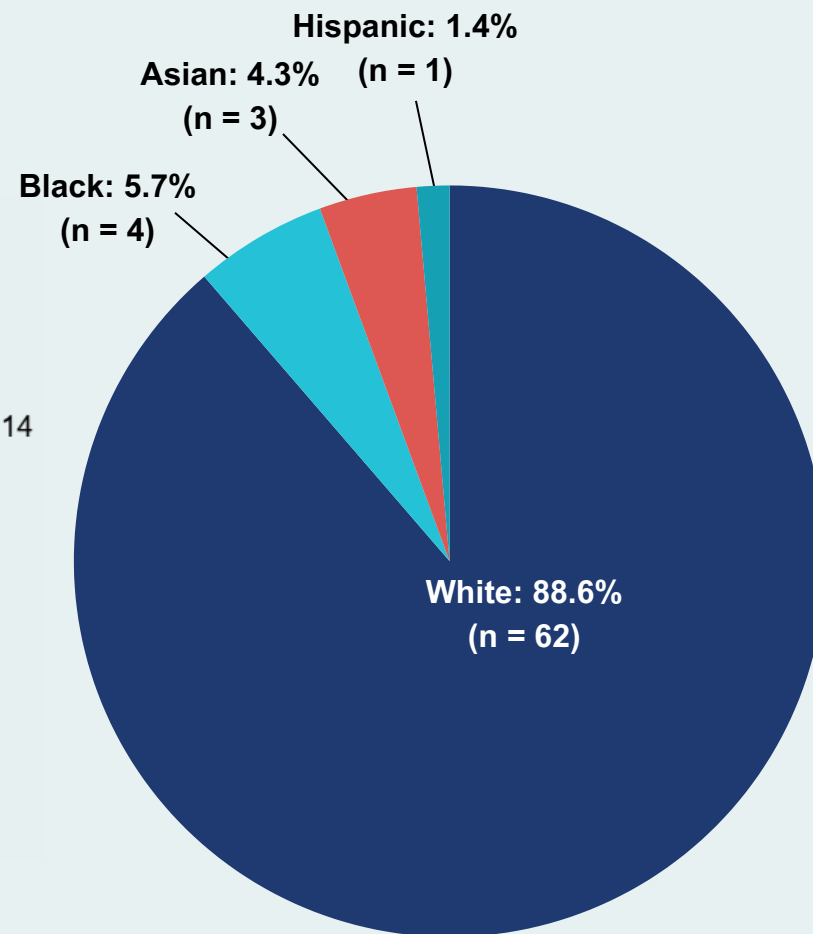
²Includes deliveries performed by providers who were identified in birth records as physicians, certified midwives, lay midwives, or other healthcare professionals. Deliveries performed by non-healthcare professionals are excluded. Twin births are represented as one delivery.

³Certified midwives includes midwives identified on birth records as "certified nurse midwives" or "certified midwives." Examples of "other" providers include EMTs and paramedics.

Physicians¹ Delivering in Northwest Arkansas by Age and Sex, 2022



Physicians Delivering in Northwest Arkansas by Race and Ethnicity, 2022



¹Excludes 12 physicians for whom age information was missing and 11 physicians for whom race and ethnicity information was missing.

Sources: Birthing hospital data provided by the Arkansas Department of Health, personal communications with representatives from the University of Arkansas for Medical Sciences Northwest Regional Campus and the Arkansas Rural Health Partnership (birthing hospital map); Arkansas Department of Health birth records; Arkansas State Medical Board licensure files (physician demographics graphs); and internet search for provider specialties (type of provider and volume of deliveries graphs). Privately insured, Medicaid-covered, and self-paid deliveries are represented in the delivery data.