

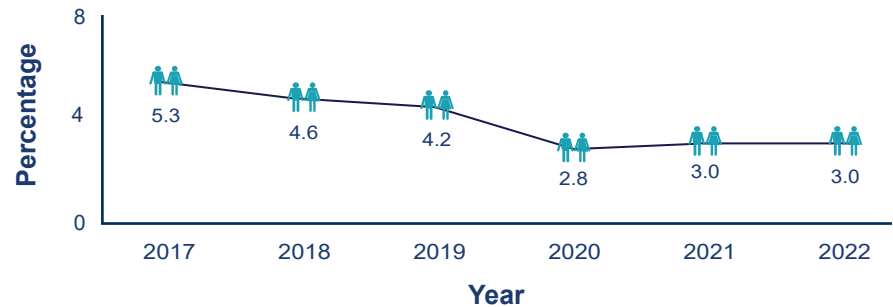
100 ARKANSANS PROJECT CLOSER LOOK: TRENDS AMONG PUBLIC HIGH SCHOOL SENIORS

SOLD ILLEGAL DRUGS

For every 100 public high school seniors in 2022, **3 reported selling illegal drugs** in the past year.¹



The percentage of public high school seniors who sold illegal drugs in the past year **decreased 2.3 percentage points** from 2017 to 2022.¹

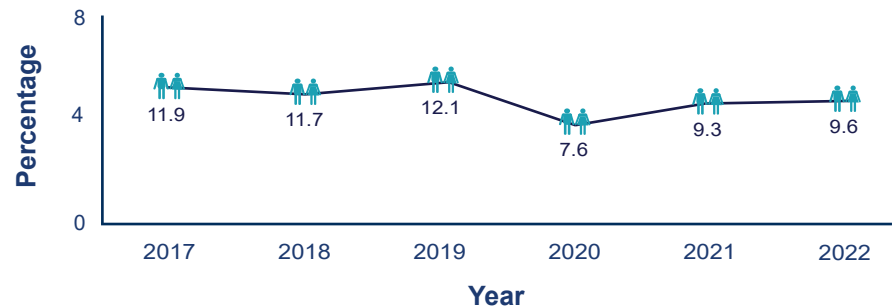


DRUNK OR HIGH AT SCHOOL

For every 100 public high school seniors in 2022, **10 reported being drunk or high at school** in the past year.¹



The percentage of public high school seniors who were drunk or high at school in the past year **decreased 2.3 percentage points** from 2017 to 2022.¹



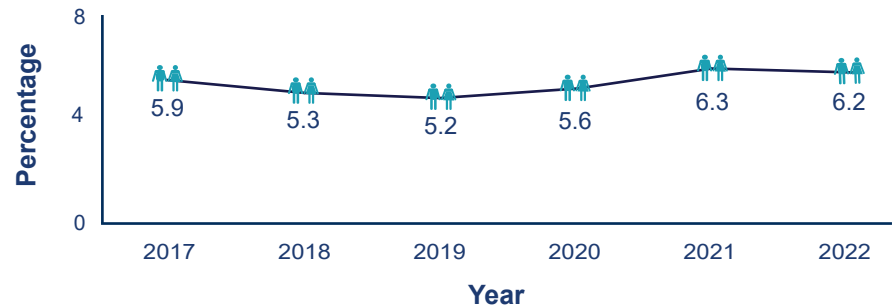
100 ARKANSANS PROJECT CLOSER LOOK: TRENDS AMONG PUBLIC HIGH SCHOOL SENIORS

CARRIED A HANDGUN

For every 100 public high school seniors in 2022, **6 had carried a handgun** in the past year.¹



The percentage of public high school seniors who reported carrying a handgun in the past year **increased 0.3 percentage points** from 2017 to 2022.¹

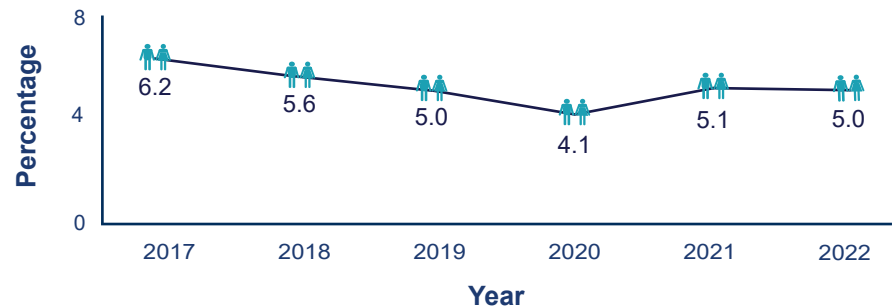


ATTACKED SOMEONE WITH INTENT TO HARM

For every 100 public high school seniors in 2022, **5 reported attacking someone with intent to harm** in the past year.¹



The percentage of public high school seniors who attacked someone with intent to harm in the past year **decreased 1.2 percentage points** from 2017 to 2022.¹



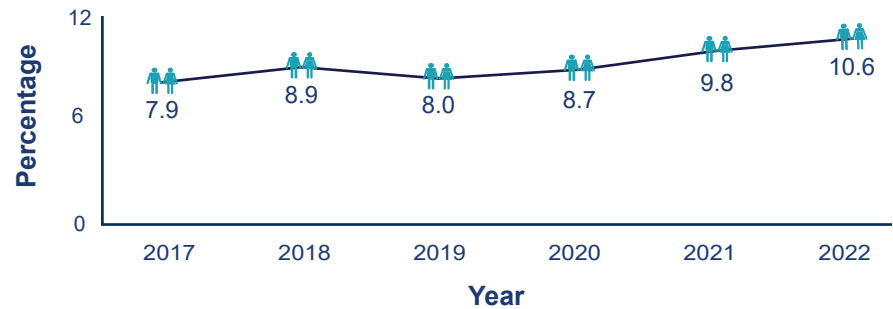
100 ARKANSANS PROJECT CLOSER LOOK: TRENDS AMONG PUBLIC HIGH SCHOOL SENIORS

SUSPENDED FROM SCHOOL

For every 100 public high school seniors in 2022, **11 reported that they had been suspended from school** in the past year.¹



The percentage of public high school seniors who reported being suspended from school in the past year **increased 2.7 percentage points** from 2017 to 2022.¹

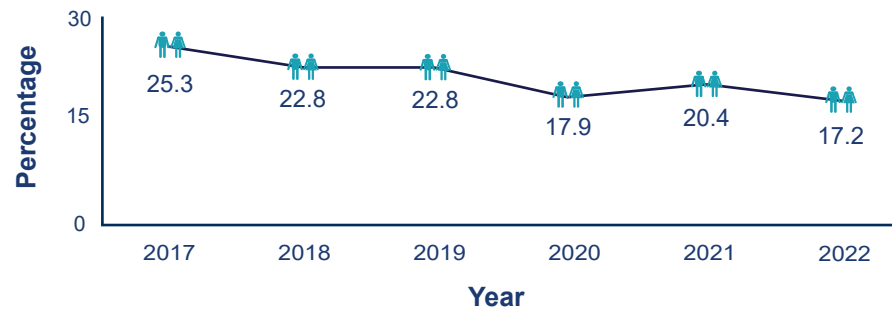


ALCOHOL USE

For every 100 public high school seniors in 2022, **17 reported using alcohol** in the past 30 days.¹



The percentage of public high school seniors who used alcohol in the past 30 days **decreased 8.1 percentage points** from 2017 to 2022.¹



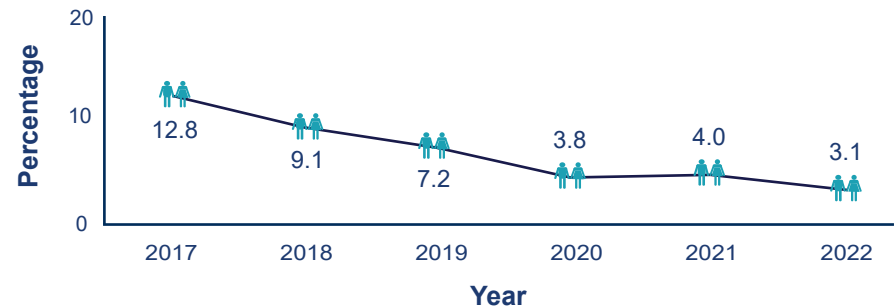
100 ARKANSANS PROJECT CLOSER LOOK: TRENDS AMONG PUBLIC HIGH SCHOOL SENIORS

CIGARETTE USE

For every 100 public high school seniors in 2022, **3 reported using cigarettes** in the past 30 days.¹



The percentage of public high school seniors who used cigarettes in the past 30 days **decreased 9.7 percentage points** from 2017 to 2022.¹

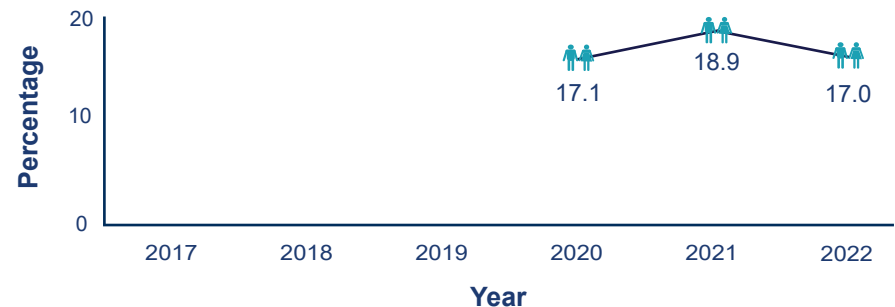


VAPED NICOTINE

For every 100 public high school seniors in 2022, **17 reported vaping nicotine** at least once in the past 30 days.¹



The percentage of public high school seniors who vaped nicotine at least once in the past 30 days^a **decreased 0.1 percentage points** from 2020 to 2022.¹



^a Vaping numbers are not provided for years prior to 2020 because in that year the Arkansas Prevention Needs Assessment Survey, from which the numbers are taken, was modified to include the wider variety of products that had become available, including vaping liquids containing flavoring, nicotine, or marijuana concentrates.

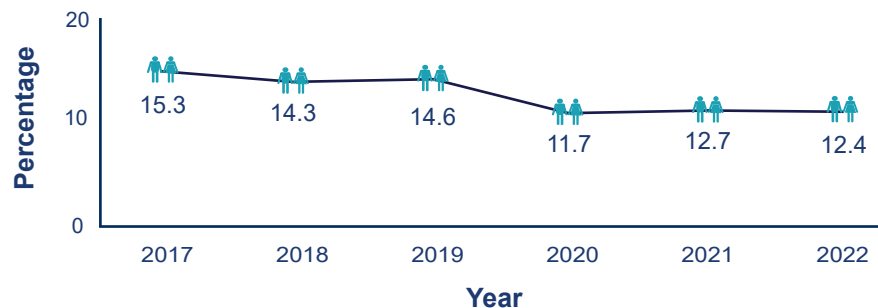
100 ARKANSANS PROJECT CLOSER LOOK: TRENDS AMONG PUBLIC HIGH SCHOOL SENIORS

MARIJUANA USE

For every 100 public high school seniors in 2022, **12 reported using marijuana** in the past 30 days.¹



The percentage of public high school seniors who used marijuana in the past 30 days **decreased 2.9 percentage points** from 2017 to 2022.¹

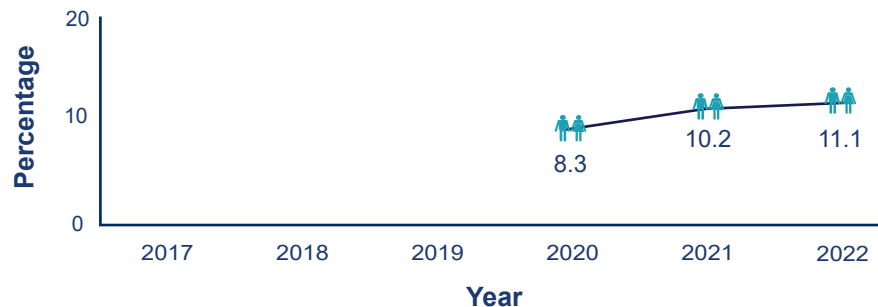


VAPED MARIJUANA

For every 100 public high school seniors in 2022, **11 reported vaping marijuana** in the past 30 days.¹



The percentage of public high school seniors who vaped marijuana in the past 30 days **increased 2.8 percentage points** from 2020 to 2022.^{1,a}



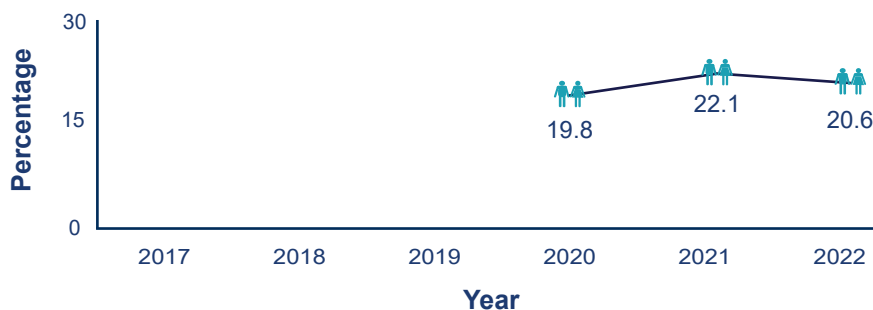
100 ARKANSANS PROJECT CLOSER LOOK: TRENDS AMONG PUBLIC HIGH SCHOOL SENIORS

ANY VAPING

For every 100 public high school seniors in 2022, **21 reported any vaping** in the past 30 days.¹



The percentage of public high school seniors who reported any vaping in the past 30 days **increased 0.8 percentage points** from 2020 to 2022.^{1,a}

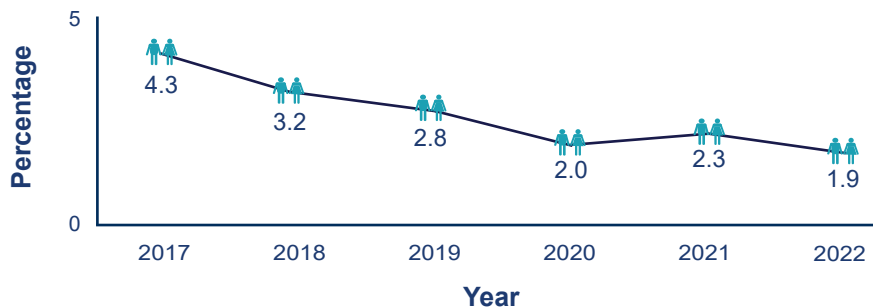


PRESCRIPTION DRUG USE

For every 100 public high school seniors in 2022, **2 reported using prescription drugs** not prescribed to them in the past 30 days.¹



The percentage of public high school seniors who used prescription drugs not prescribed to them at least once in the past 30 days **decreased 2.4 percentage points** from 2017 to 2022.¹



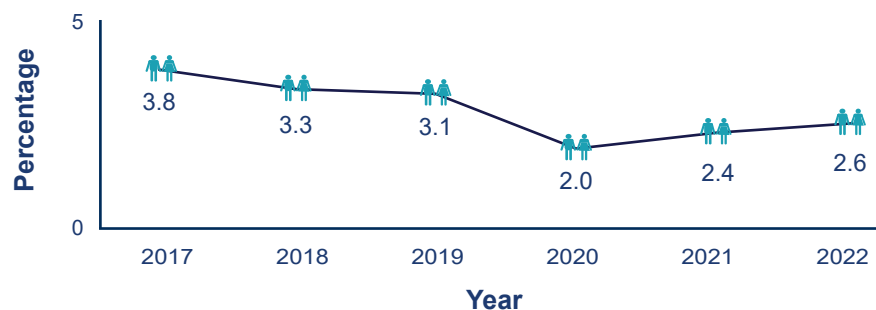
100 ARKANSANS PROJECT CLOSER LOOK: TRENDS AMONG PUBLIC HIGH SCHOOL SENIORS

INHALANT USE^b

For every 100 public high school seniors in 2022, **3 reported using inhalants** at least once in their lifetime.¹



The percentage of public high school seniors who used inhalants at least once in their lifetime **decreased 1.2 percentage points** from 2017 to 2022.¹

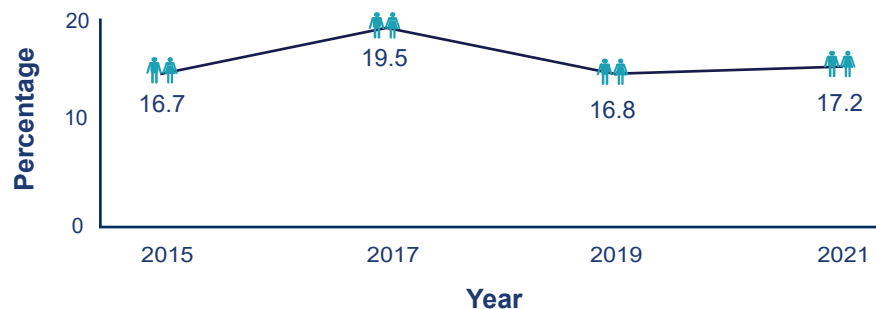


ELECTRONICALLY BULLIED^c

For every 100 public high school seniors in 2021, **17 reported being electronically bullied** at least once in the past year.²



The percentage of public high school seniors who were electronically bullied at least once in the past year **increased 0.5 percentage points** from 2015 to 2021.²



^b Lifetime use, when a student reports having used a substance at least once in his or her lifetime, is typically viewed as a measure of youthful experimentation with alcohol, tobacco, or other drugs.

^c Were bullied through texting, social media, or other electronic means.

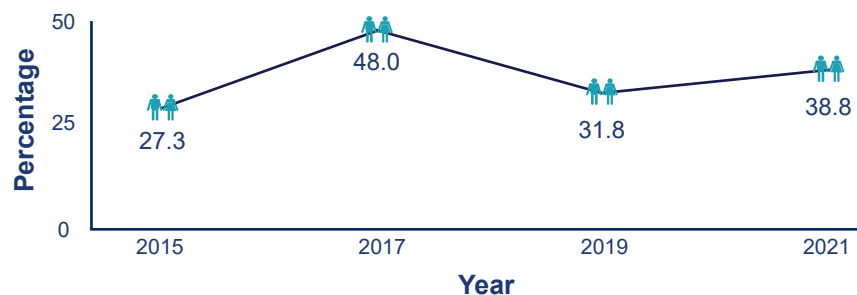
100 ARKANSANS PROJECT CLOSER LOOK: TRENDS AMONG PUBLIC HIGH SCHOOL SENIORS

FELT SAD OR HOPELESS^d

For every 100 public high school seniors in 2021, **39 reported feeling sad or hopeless** almost every day for two or more weeks in a row in the past year.²



The percentage of public high school seniors who reported feeling sad or helpless almost every day for two or more weeks in a row in the past year **increased 11.5 percentage points** from 2015 to 2021.²



^d Felt so sad or hopeless that they stopped some of their usual activities for two or more weeks in a row.

REFERENCES

¹ Arkansas Department of Human Services, Division of Behavioral Health Services. States and regions 2022. Arkansas Prevention Needs Assessment Survey website. Accessed August 29, 2023. <https://arkansas.pridesurveys.com/regions.php?year=2022>

² Centers for Disease Control and Prevention. High school YRBS: Arkansas 2021 results. Centers for Disease Control and Prevention website. Accessed August 29, 2023. <https://nccd.cdc.gov/Youthonline/App/Results.aspx?LID=AR>