


FOR EVERY 100 CHILDREN UNDER AGE 18

FEBRUARY 2023


GENDER¹

- 49 are female
- 51 are male



HOUSEHOLD¹


- 65 live in a married couple household
- 7 live in a cohabiting couple household
- 28 live in an other family household



NOTE: Children in non-family households not included.


AGE¹

- 27 are under age 5
- 73 are ages 5-17




POVERTY¹

- 22 live in poverty
- 78 do not




RACE¹

- 68 are white (alone)
- 18 are Black or African American (alone)
- 14 are another race




SCHOOL LUNCH²

- 58 receive free lunch
- 7 receive reduced-price lunch
- 35 do not receive either



ETHNICITY¹


- 12 are Hispanic or Latino
- 88 are not



EDUCATION³ (GRADE 12)

- 89 graduate high school
- 11 do not

NOTE: May include 18-year-olds.

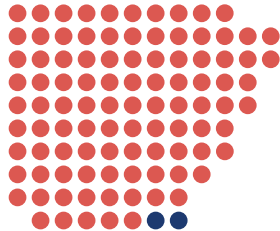


FOR EVERY 100 CHILDREN UNDER AGE 18

FEBRUARY 2023


HEALTH STATUS⁴

- 98 report good, very good, or excellent health
- 2 report fair or poor health




HEALTH COVERAGE¹ (AGES 18 AND UNDER)

- 94 have health coverage
- 6 do not




FOOD INSECURITY⁵

- 20 live in food insecure households
- 80 do not



PREVENTIVE DENTAL VISITS⁴


- 74 had preventive dental visits in the past year
- 26 did not



VAPING⁶ (GRADE 12)


- 22 currently use a vape product
- 88 do not

NOTE: May include 18-year-olds.




IMMUNIZATIONS⁷ (AGES 0-35 MONTHS)

- 71 have appropriate immunizations
- 29 do not




OBESITY⁴ (AGES 10-17)

- 37 are obese or overweight
- 63 are not



MENTAL HEALTH SERVICES⁴ (AGES 3-17)

- 55 diagnosed with a mental or behavioral condition receive treatment or counseling
- 45 with a diagnosis do not



1, 2, 3, 4, 5, 6, and 7 Visit achi.net/library/childrens-health-arkansas

