


# FOR EVERY 100 ADULTS AGE 18 TO 64

FEBRUARY 2023

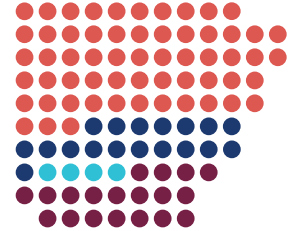
## GENDER<sup>1</sup>

- 50 are female
- 50 are male




## MARITAL STATUS<sup>2</sup>

- 59 are married or partnered
- 18 are divorced or separated
- 4 are widowed
- 19 have never married




## AGE<sup>1</sup>

- 38 are age 18-34
- 62 are age 35-64




## POVERTY<sup>1</sup>

- 16 live in poverty
- 84 do not




## RACE<sup>1</sup>

- 75 are white
- 16 are Black or African American
- 9 are another race




## EDUCATION<sup>2</sup>

- 34 completed college or higher
- 30 completed some post-high school (HS)
- 30 completed HS or GED
- 6 did not complete HS




## ETHNICITY<sup>1</sup>

- 7 are Hispanic or Latino
- 93 are not



## HEALTH STATUS<sup>2</sup>

- 80 report good or better health
- 20 report fair or poor health




# FOR EVERY 100 ADULTS AGE 18 TO 64

FEBRUARY 2023


## TOBACCO USE<sup>2</sup>

- 22 smoke
- 78 do not




## HEALTH COVERAGE<sup>1</sup> (AGES 19-64)

- 87 have health coverage
- 13 do not




## OBESITY<sup>2</sup>

- 74 are obese or overweight
- 26 are not




## DENTAL VISIT<sup>2</sup>

- 60 had a dental visit in the past year
- 40 did not




## EXERCISE<sup>2</sup>

- 71 exercised in the past month
- 29 did not




## ASTHMA<sup>2</sup>

- 10 have asthma
- 90 do not




## VEGETABLE CONSUMPTION<sup>2</sup>

- 81 consume vegetables one time or more a day
- 19 do not



## CARDIOVASCULAR DISEASE<sup>2</sup>

- 4 have angina or coronary heart disease
- 96 do not



<sup>1,2</sup> Visit [achi.net/library/adult-health-arkansas](http://achi.net/library/adult-health-arkansas)

