

DATA WATCH: HIGHLIGHT ON COVERAGE STATISTICS

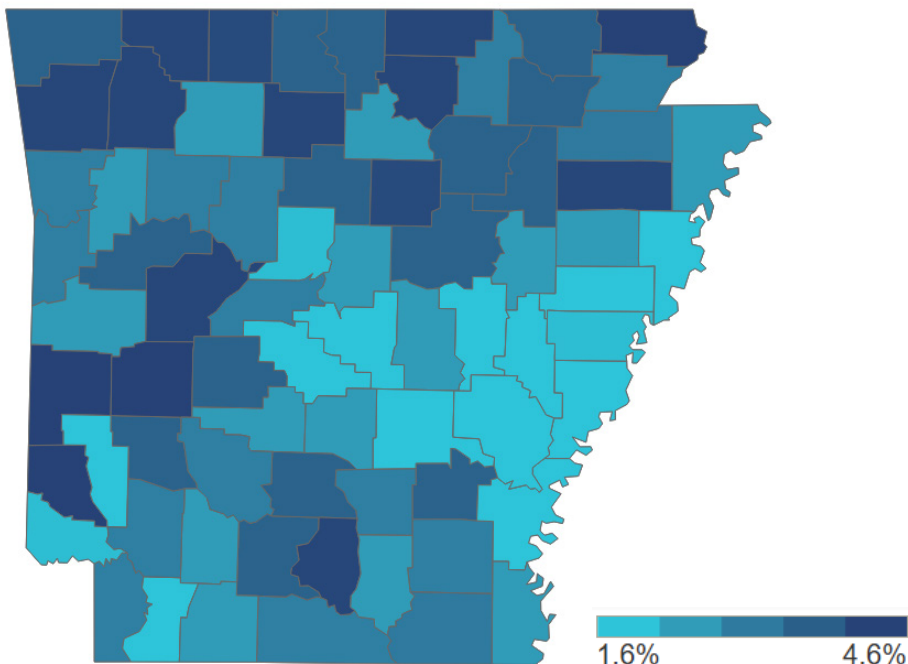
PERCENTAGE OF ARKANSANS PAYING THE PENALTY FOR NOT HAVING HEALTH INSURANCE (2018)

Top 10 Counties:

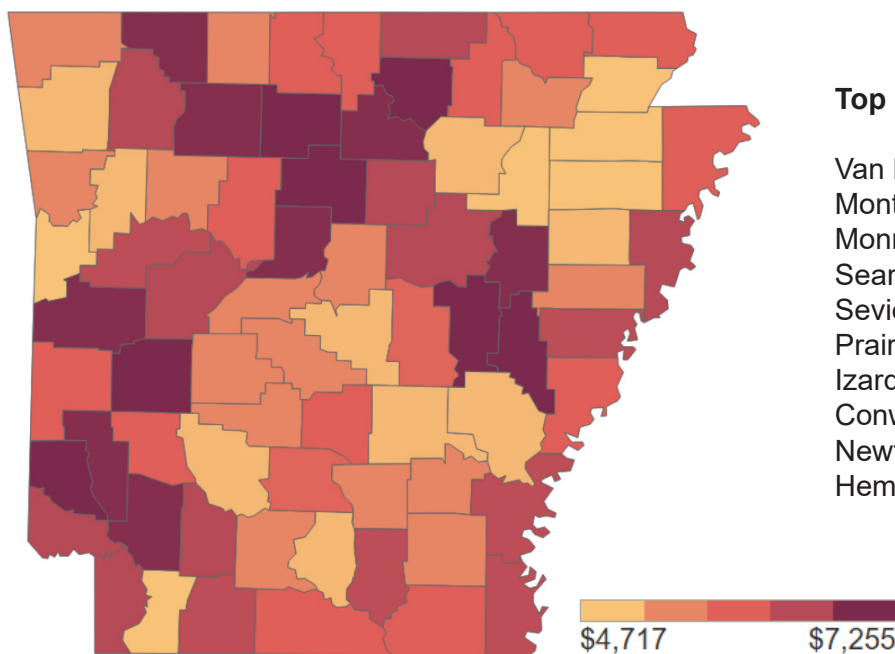
- Clay: 4.6%
- Sevier: 4.4%
- Polk: 4.3%
- Montgomery: 4.0%
- Izard: 3.8%
- Calhoun: 3.7%
- Searcy: 3.7%
- Madison: 3.7%
- Poinsett: 3.7%
- Yell: 3.6%

Bottom 10 Counties:

- Lafayette: 1.6%
- Jefferson: 1.7%
- Phillips: 1.8%
- St. Francis: 1.8%
- Crittenden: 1.8%
- Pulaski: 1.9%
- Desha: 1.9%
- Saline: 2.0%
- Howard: 2.0%
- Monroe: 2.1%



AVERAGE ANNUAL TAX CREDIT (2018)



Top 10 Counties:

- Van Buren: \$7,255
- Montgomery: \$7,127
- Monroe: \$7,063
- Searcy: \$6,969
- Sevier: \$6,857
- Prairie: \$6,840
- Izard: \$6,817
- Conway: \$6,687
- Newton: \$6,608
- Hempstead: \$6,595

Bottom 10 Counties:

- Poinsett: \$4,717
- Greene: \$4,845
- Jackson: \$4,947
- Craighead: \$5,102
- Sebastian: \$5,209
- Lafayette: \$5,214
- Calhoun: \$5,240
- Clark: \$5,260
- Washington: \$5,282
- Pulaski: \$5,334

Source: Internal Revenue Service's SOI Tax Stats – Individual Income Tax Return (Form 1040) Statistics, County Data 2018 (Accessed January 2021).



DATA WATCH: HIGHLIGHT ON COVERAGE STATISTICS

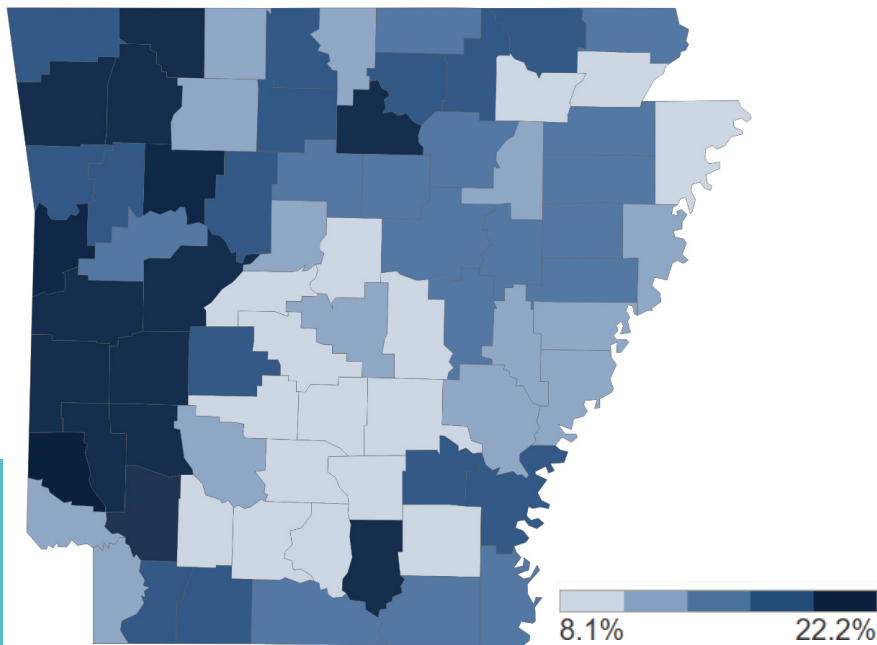
PERCENTAGE OF UNINSURED ADULTS, 18 TO 64 (2018)

Top 10 Counties:

- Sevier: 22.2%
- Johnson: 16.6%
- Sebastian: 16.6%
- Madison: 16%
- Pike: 15.7%
- Carroll: 15.5%
- Polk: 15.3%
- Montgomery: 15.2%
- Washington: 15.2%
- Stone: 14.9%

Bottom 10 Counties:

- Grant: 8.1%
- Saline: 8.6%
- Greene: 9%
- Cleveland: 9.1%
- Dallas: 9.3%
- Lonoke: 9.3%
- Jefferson: 9.5%
- Calhoun: 9.7%
- Nevada: 9.7%
- Drew: 9.8%



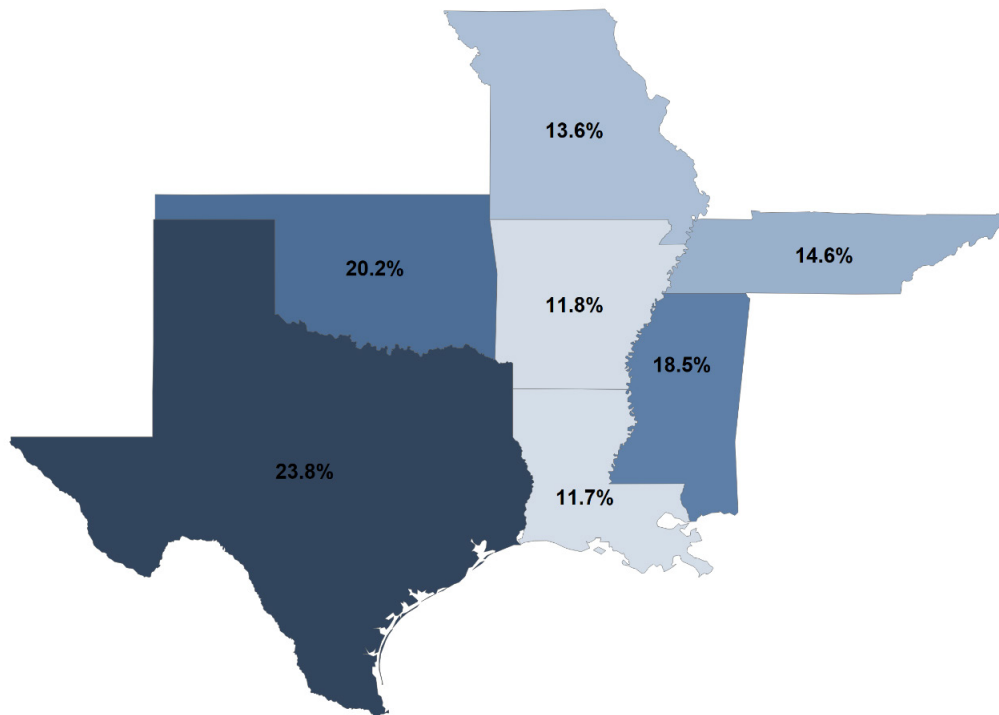
80,325

Number of uninsured Arkansans eligible for Medicaid

100,619

Number of uninsured Arkansans eligible for subsidies to purchase coverage through the Health Insurance Marketplace

PERCENTAGE OF UNINSURED ADULTS, 18 TO 64, IN SURROUNDING STATES (2018)



Source: U.S. Census Bureau's Small Area Health Insurance Estimates 2018 (Accessed January 2021).

