

Graduated Driver Licenses: Thanks to teen driving law, lives have been saved.

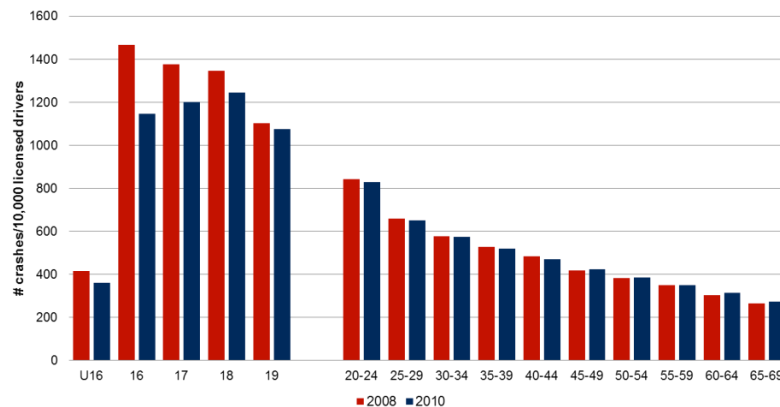
Graduated Driver License (GDL) Program

- Act 394 expanded the graduated driver license law to its current structure in 2009.
- Graduated driver license was developed to allow teens to gain driving experience, through the use of restrictions for optimal risk reduction.
- GDL limits age, night-time driving, passengers, and cell phone use mandates seat belt use.

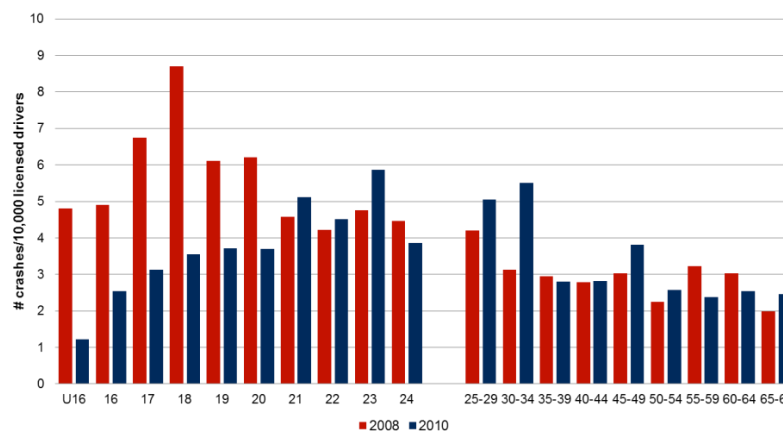
Crashes and Fatalities

- There was a significant difference in the annual number of crashes for all teen driver groups between 2008 and 2010. The most drastic change was among 16 year old drivers. The number of crashes among this age group was reduced by 22 percent (from 1,467 per 10,000 drivers in 2008 to 1,145 in 2010).
- Between 2008 and 2010, fatalities involving teen drivers were reduced by 59 percent (from approximately 25 fatal crashes per 10,000 drivers in 2008 to 10 in 2010). This translates to an estimated 32 actual lives that were saved.

**Average Annual Number of Crashes by Age of Driver
(Per 10,000 Licensed Drivers)
2008 vs. 2010**



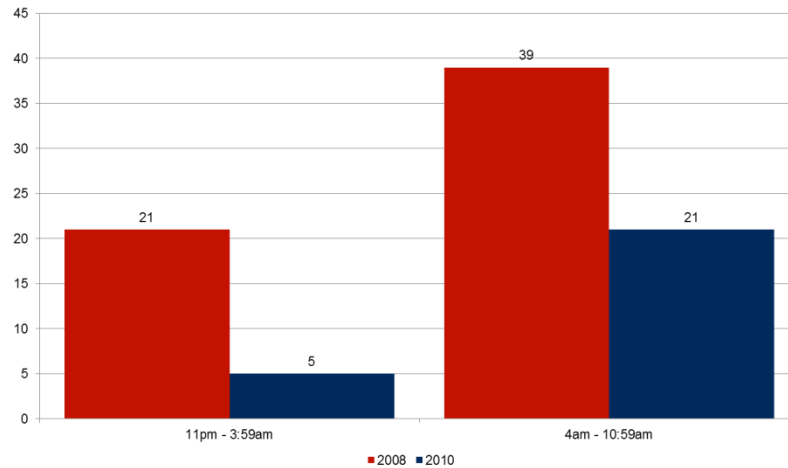
**Number of Fatal Crashes by Age of Driver
(Per 10,000 Licensed Drivers)
2008 vs. 2010**



Time of Day

- One of the major provisions of the law restricts teen driving between the hours of 11:00 p.m. and 4:00 a.m. Findings from this study indicate that this provision saved lives. Between 2008 and 2010 fatalities involving teen drivers during this time of day was reduced by 76 percent (from 21 fatalities in 2008 to 5 fatalities in 2010).

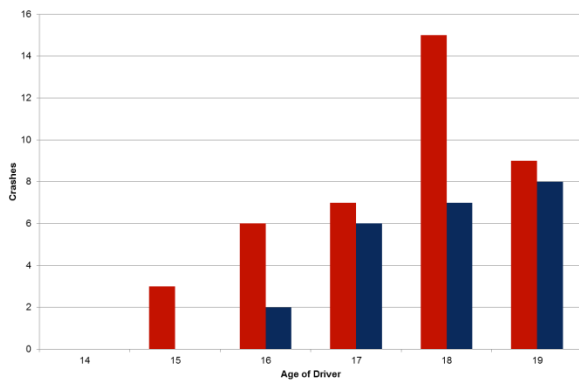
Number of Fatalities by Hour of Day Involving Teen Drivers (14-18 years) 2008 vs. 2010



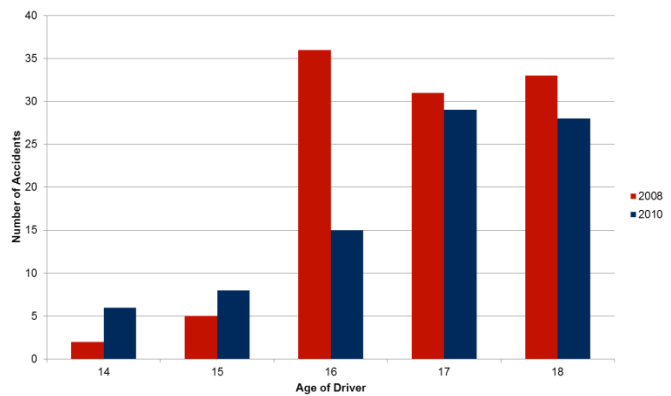
Occupants & Number of Vehicles Involved in Crashes with Teen Drivers

- Teens between the ages of 16 and 18 experienced a 19 percent reduction in single vehicle crashes, and a 52 percent reduction in single vehicle fatal crashes.
- There was also a decrease in crashes by number of occupants observed from 2008 to 2010. With a 20 percent decrease from 2008 to 2010 (107 in 2008 to 86 in 2010), the most significant decrease was recognized in cars carrying five or more passengers.

Fatal Crashes by Number of Vehicles (Single Vehicle) for Teen Drivers 2008 vs. 2010



Crashes by Number of Occupants (5 or more) in Vehicle with Teen Driver (14-18 years) 2008 vs. 2010



Suggested Citation:

Arkansas Center for Health Improvement. Graduated Driver License: Thanks to teen driving law, lives have been saved. Fact Sheet. July, 2012.

Copyright © July 2012 by the Arkansas Center for Health Improvement. All rights reserved.

Data Analysis provided by:



Data sources: Arkansas State Police traffic crash data (2008-2010). Analyses reflect the number of *drivers* involved in crashes. Other information sources: U.S. Department of Transportation's Fatality Analysis Reporting System (FARS) and the Arkansas Children's Hospital Injury Prevention Center.

1401 W Capitol Avenue, Suite 300
 Little Rock, Arkansas 72201
 (501) 526-2244, www.achi.net