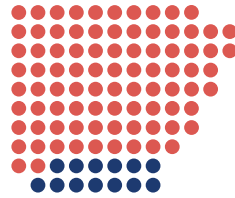


For Every 100 Children Under Age 18


HEALTH STATUS⁷

87 report excellent or very good health
13 report good, fair, or poor health



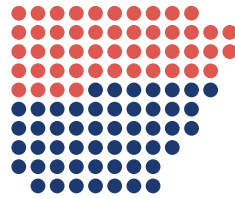
ETHNICITY¹

12 are Hispanic or Latino
88 are not




GENDER¹

49 are female
51 are male



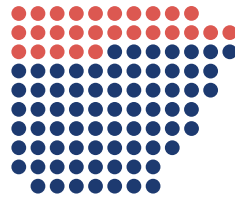
HOUSEHOLD¹

1 lives in a non-family household
35 live in a one-parent household
64 live in a two-parent household




AGE¹

27 are under age 5
73 are ages 5-17



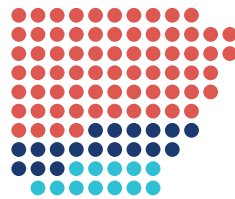
POVERTY¹

24 live in poverty
76 do not



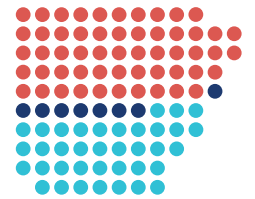
RACE¹

70 are white
18 are African American
12 are another race



SCHOOL LUNCH²

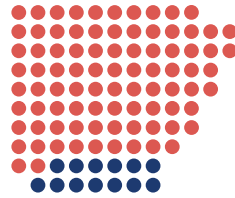
55 receive free lunch
8 receive reduced lunch
37 do not receive either



For Every 100 Children Under Age 18

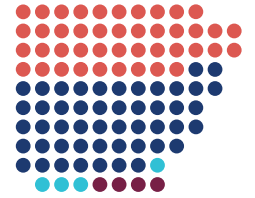
EDUCATION³ (GRADE 12)*

87 graduate high school
13 do not



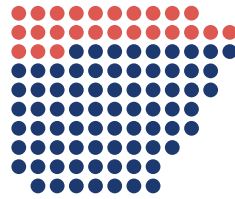
HEALTH COVERAGE¹

43 have private coverage
49 have public coverage
4 have private and public coverage
4 are uninsured



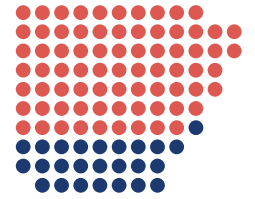
FOOD INSECURITY⁴

25 live in food insecure households
75 do not



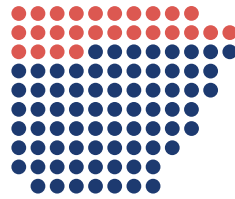
PREVENTIVE DENTAL VISITS⁷

75 had preventive dental visits
in the past year
25 did not



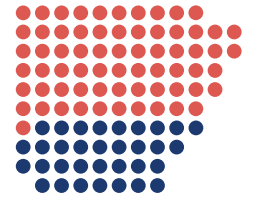
TOBACCO USE⁵ (GRADES 9-12)*

26 use cigarettes, cigars, or
smokeless tobacco
74 do not



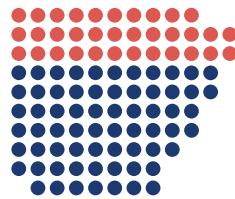
IMMUNIZATIONS⁸ (AGES 19-35 MONTHS)

67 have appropriate immunizations
33 do not




OBESITY⁶ (AGES 10-17)

34 are obese or overweight
66 are not



ASTHMA⁷

6 have asthma
3 previously had asthma but
currently do not
91 have never had asthma



* May include 18-year-olds

^{1,2,3,4,5,6,7,8} Visit achi.net/library/childrens-health-arkansas for references