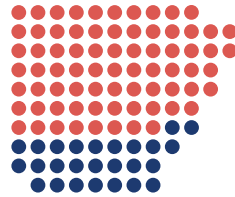


For Every 100 Adults Age 18 to 64


HEALTH STATUS²

74 report good or better health
26 report fair or poor health



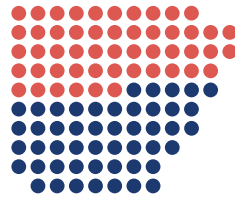
ETHNICITY¹

7 are Hispanic or Latino
93 are not



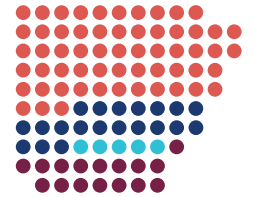
GENDER¹

51 are female
49 are male



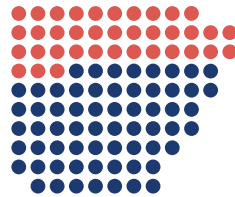
MARITAL STATUS²

59 are married or partnered
20 are divorced or separated
5 are widowed
16 have never married




AGE¹

37 are between ages 18-34
63 are between ages 35-64




POVERTY¹

16 live in poverty
84 do not



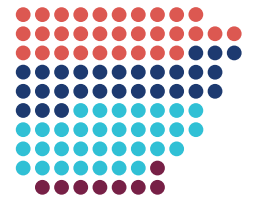
RACE¹

77 are white
16 are African American
7 are another race



EDUCATION²


31 have completed college or higher
28 have completed some post-high school
33 have completed high school or GED
8 have not completed high school



For Every 100 Adults Age 10 to 64

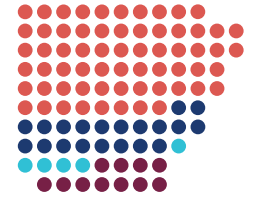
TOBACCO USE²

| **23** smoke
77 do not



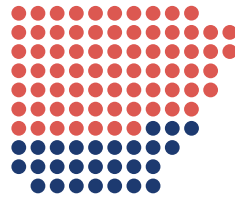
HEALTH COVERAGE¹

| **64** have private coverage
20 have public coverage
5 have private and public coverage
11 are uninsured




OBESITY²

| **73** are obese or overweight
27 are not



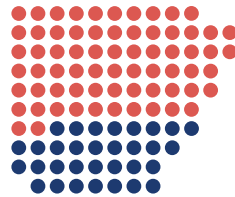
DENTAL VISIT²

| **63** had a dental visit in the past year
37 did not




EXERCISE²

| **68** exercised in the past month
32 did not



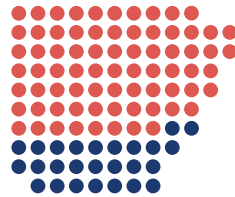
ASTHMA²

| **10** have asthma
90 do not




VEGETABLE CONSUMPTION²

| **74** consume vegetables more than once a day
26 do not



CARDIOVASCULAR DISEASE²

| **6** have angina or coronary heart disease
94 do not



^{1,2} Visit achi.net/library/adult-health-arkansas for references