

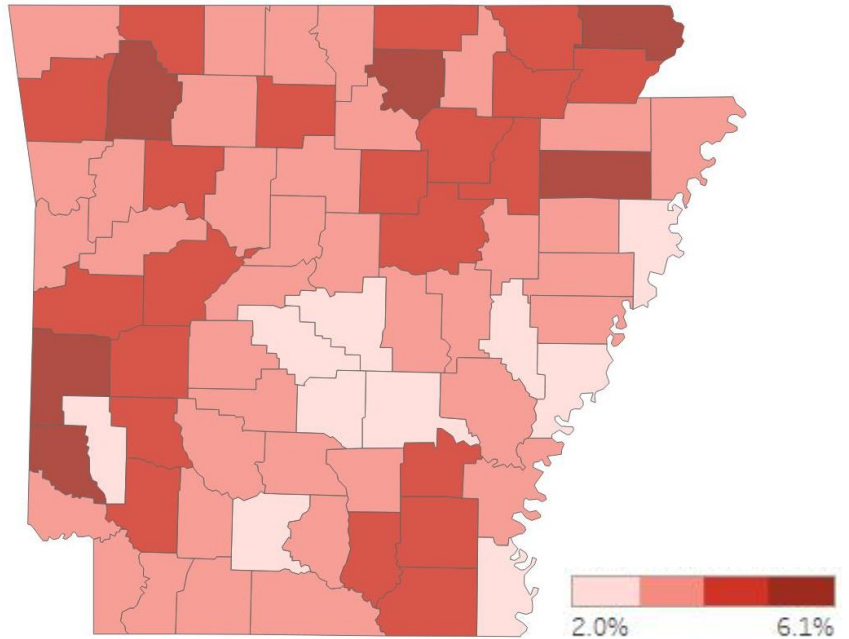
## Percentage of Arkansans Paying the Penalty for Not Having Health Insurance in 2016

**Top 10 Counties:**

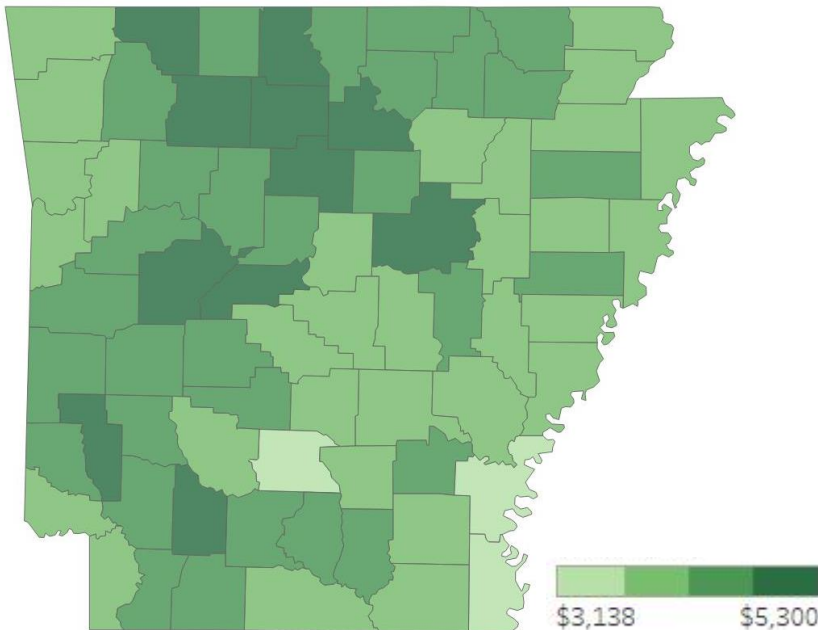
Polk	6.12%
Sevier	6.09%
Izard	5.88%
Poinsett	5.40%
Clay	5.34%
Madison	5.27%
Pike	4.84%
Searcy	4.78%
Montgomery	4.76%
Lincoln	4.75%

**Bottom 10 Counties:**

Jefferson	2.05%
Phillips	2.44%
Pulaski	2.46%
Chicot	2.58%
Monroe	2.69%
Saline	2.72%
Howard	2.75%
Crittenden	2.78%
Grant	2.86%
Ouachita	3.03%



## Average Amount of Premium Tax Credit on Income Tax Returns in 2016



**Top 10 Counties:**

Newton	\$5,300
Searcy	\$5,288
Howard	\$5,100
Van Buren	\$5,096
Carroll	\$5,054
Marion	\$4,977
Nevada	\$4,960
Stone	\$4,938
White	\$4,935
Yell	\$4,932

**Bottom 10 Counties:**

Dallas	\$3,138
Chicot	\$3,625
Desha	\$3,665
Jefferson	\$3,685
Lee	\$3,763
Washington	\$3,777
Drew	\$3,781
Sebastian	\$3,793
Pulaski	\$3,878
Greene	\$3,923

Source: Internal Revenue Service's SOI Tax Stats – Individual Income Tax Return (Form 1040) Statistics, County Data (Accessed October 2018).

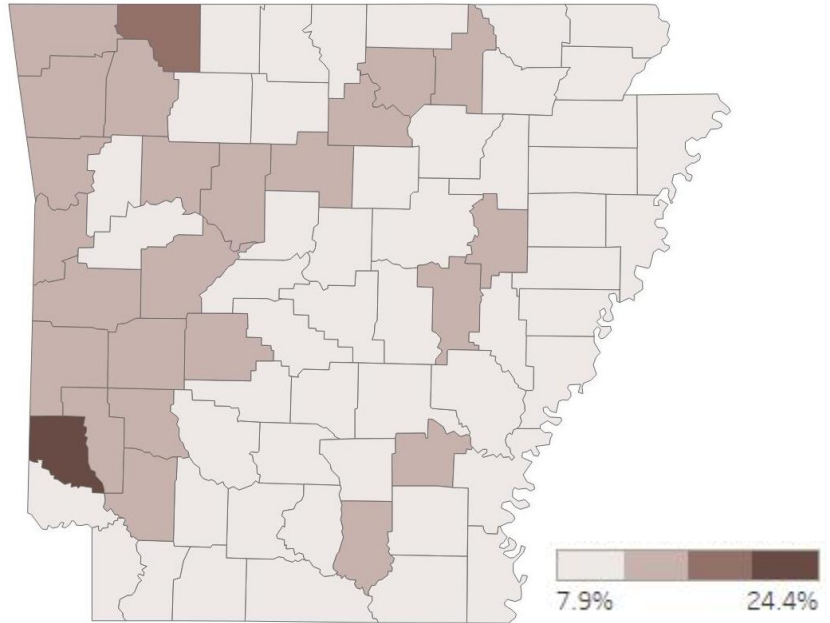
## Percentage of Uninsured Adults, 18 to 64, in 2016

### Top 10 Counties:

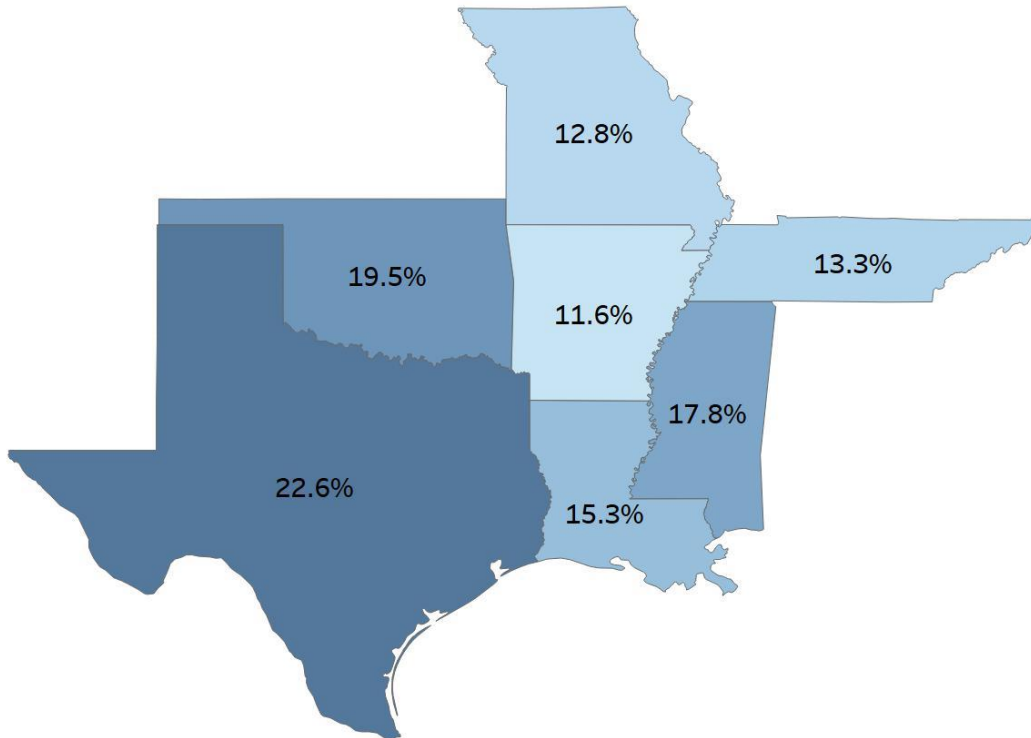
Sevier	24.4%
Carroll	17.2%
Yell	15.9%
Madison	15.6%
Johnson	15.3%
Pike	15.2%
Polk	15.1%
Sebastian	15.0%
Howard	14.9%
Washington	14.9%

### Bottom 10 Counties:

Saline	7.9%
Grant	8.1%
Ouachita	8.9%
Cleveland	9.2%
Crittenden	9.3%
Jefferson	9.3%
Hot Spring	9.5%
Lonoke	9.5%
Pulaski	9.8%
Dallas	9.9%



## Percentage of Uninsured Adults, 18 to 64, in Surrounding States (2016)



Source: U.S. Census Bureau's Small Area Health Insurance Estimates (Accessed October 2018).